





Note: all dwellings will have a minimum 30 ft setback from exterior boundaries, boarding national forest


Legend


Creek


Cabin (w/ utilities)


Multi-use Structure


Watch tower (Dry)


Operations Center


New Road

Parking area

Chicken Coop

Vegetable Garden

Idaho Power Proposed Sit

Proposed well location

