



BOISE COUNTY

RESOLUTION #2010-56

A BOISE COUNTY RESOLUTION ADOPTING THE BOISE COUNTY BUDGET FOR FISCAL YEAR 2010/2011

WHEREAS, the Boise County Board of Commissioners, pursuant to Idaho Code §31-1605, published the date, time, and place for the Public Hearing on the Boise County FY2010-2011 Budget; and

WHEREAS, the Boise County Board of Commissioners held the public hearing on the FY2010-2011 Tentative Budget in the Commissioner Chambers located within the Miner's Exchange Building, 420 Main Street, Idaho City, Idaho on Tuesday, September 7, 2010; and


WHEREAS, no one in attendance voiced any opposition to the proposed Budget for Fiscal Year 2010/2011; and

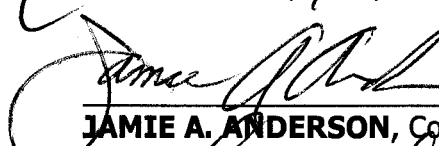
WHEREAS, the Boise County Board of Commissioners made one minor change to the proposed Budget, which did not increase/decrease the projected revenue from property tax dollars.

NOW THEREFORE BE IT RESOLVED, that upon conclusion of said hearing, the Boise County Board of Commissioners determined and fixed the amount of the FY 2010/2011 Budget in the amount of \$9,352,744, and East Boise County Ambulance of \$157,281; neither of which are greater than the amount of the published Tentative Budget as generated from property tax revenue. (Attachment A).


APPROVED and **ADOPTED** in Open Session by unanimous vote of the Boise County Board of Commissioners on the 14th day of September, 2010.

BOISE COUNTY BOARD OF COMMISSIONERS


TERRY C. DAY, Chair, District I


JAMIE A. ANDERSON, Commissioner, District II


LINDA W. ZIMMER, Commissioner, District III



Constance Swearingen
Constance Swearingen, Clerk to the Board

ATTACHMENT A

FY2010-2011 FINAL BUDGET FOR BOISE COUNTY

Approved by the Boise County Board of Commissioners on the 14th day of September, 2010 in Idaho City, Boise County, Idaho.

Constance Swearingen, Clerk to the Boise County Board of Commissioners

THE FINAL BUDGET IS BASED ON THE ANALYSIS OF ANTICIPATED REVENUE AND FUND BALANCES IN THE FOLLOWING SCHEDULE.

		ACTUAL EXPENSES 2007-2008	ACTUAL EXPENSES 2008-2009	ADOPTED BUDGET 2009-2010	TENTATIVE BUDGET 2010-2011
CURRENT EXPENSE					
CLERK/AUDITOR/RECORDER					
	SALARIES	318,299	322,714	376,529	266,370
	EXPENSES	<u>31,652</u>	<u>22,008</u>	<u>37,600</u>	<u>16,000</u>
	TOTAL	349,951	344,722	414,129	282,370
ASSESSOR					
	SALARIES	198,692	210,062	215,043	222,630
	EXPENSES	<u>29,400</u>	<u>15,452</u>	<u>26,000</u>	<u>20,700</u>
	TOTAL	228,093	225,514	241,043	243,330
TREASURER					
	SALARIES	144,844	152,145	153,535	134,063
	EXPENSES	<u>16,163</u>	<u>21,148</u>	<u>26,190</u>	<u>86,490</u>
	TOTAL	161,007	173,293	179,725	220,553
COMMISSIONERS					
	SALARIES	112,798	113,475	123,717	121,085
	EXPENSES	<u>14,086</u>	<u>10,726</u>	<u>9,000</u>	<u>13,642</u>
	TOTAL	126,885	124,201	132,717	134,727
CORONER					

	SALARIES	16,437	16,917	17,111	17,762
	EXPENSES	<u>30,943</u>	<u>30,320</u>	<u>29,800</u>	<u>29,800</u>
	TOTAL	47,380	47,237	46,911	47,562
EMERGENCY MANAGEMENT					
(DISASTER SERVICE)	SALARIES	52,316	51,728	51,845	53,695
	EXPENSES	<u>176,247</u>	<u>180,081</u>	<u>135,610</u>	<u>138,754</u>
	TOTAL	228,563	231,809	187,455	192,449
ELECTIONS					
	SALARIES	-	0	-	39,977
	EXPENSES	-	0	-	<u>45,043</u>
	TOTAL	-	0	-	85,020
CONTINGENCY					
	EXPENSES	500	30,871	-	62,800
DATA PROCESSING					
	EXPENSES	152,681	77,350	133,075	160,650
COMM. PROJECTS & CENTRAL DISTRICT HEALTH					
	EXPENSES	51,792	62,276	50,511	60,001
GENERAL OPERATIONS					
	SALARIES	99,563	94,898	107,305	111,208
	EXPENSES	<u>102,563</u>	<u>129,047</u>	<u>79,280</u>	<u>82,230</u>
	TOTAL	202,125	223,945	186,585	193,438
PLANNING & ZONING					
	SALARIES	144,314	156,110	153,378	160,469
	EXPENSES	<u>21,143</u>	<u>14,640</u>	<u>15,774</u>	<u>29,186</u>
	TOTAL	165,457	170,750	169,152	189,655
EXTRAORDINARY LEGAL & HOMICIDE					
	EXPENSES	22,266	22,456	87,305	65,269
CAPITAL PROJECTS					
	EXPENSES	3,085	0	195,000	150,000
TOTAL CURRENT EXPENSE			1,734,424	-	-

1,739,784

2,023,608

2,087,824

JUSTICE FUND					
SHERIFF					
	SALARIES	658,828	701,694	698,378	719,772
	EXPENSES	<u>305,814</u>	<u>275,247</u>	<u>256,300</u>	<u>229,634</u>
	TOTAL	964,641	976,941	954,678	949,406
SHERIFF PRISONERS					
	SALARIES	-	0	-	-
	EXPENSES	-	0	-	-
	TOTAL	-	0	-	-
JUSTICE CONTINGENCY					
	SALARIES	-	0		
GENERAL OPERATIONS					
	EXPENSES	94,994	79,730	66,870	68,770
PROSECUTING ATTORNEY					
	SALARIES	217,108	214,125	222,722	253,979
	EXPENSES	<u>16,208</u>	<u>25,559</u>	<u>46,336</u>	<u>68,247</u>
	TOTAL	233,316	239,684	269,058	322,226
PS BLD DATA PROCESSING					
	EXPENSES	-	36,210	-	-
DISPATCH SERVICES					
	SALARIES	245,785	262,106	266,120	279,111
	EXPENSES	<u>29,007</u>	<u>24,551</u>	<u>16,910</u>	<u>16,850</u>
	TOTAL	274,792	286,657	283,030	295,961
		-		-	-
TOTAL JUSTICE FUND		1,567,744	1,619,222	1,573,636	1,636,363
DISTRICT COURT FUND					
DISTRICT COURT					
	SALARIES	92,069	97,943	100,948	112,163
	EXPENSES	<u>103,837</u>	<u>89,641</u>	<u>126,340</u>	<u>139,080</u>
	TOTAL		187,584		

JURY COMMISSION		195,906		227,288	251,243
	SALARIES	18,509	19,041	19,298	41,363
	EXPENSES	<u>12,740</u>	<u>6,437</u>	<u>12,250</u>	<u>11,800</u>
	TOTAL	31,249	25,478	31,548	53,163
COMMUNITY JUSTICE					
	SALARIES	142,258	138,774	140,918	146,686
	EXPENSES	<u>43,203</u>	<u>61,298</u>	<u>55,825</u>	<u>80,189</u>
	TOTAL	185,461	200,072	196,743	226,875
TOTAL DISTRICT COURT		412,616	413,134	455,579	531,281
REVALUATION FUND					
	SALARIES	226,605	242,268	245,583	255,780
	EXPENSES	<u>26,870</u>	<u>12,954</u>	<u>18,080</u>	<u>24,780</u>
TOTAL REVALUATION		253,476	255,222	263,663	280,560
NOXIOUS WEEDS FUND					
	SALARIES	28,355	35,867	43,357	135,644
	EXPENSES	<u>64,266</u>	<u>57,306</u>	<u>58,100</u>	<u>89,887</u>
TOTAL NOXIOUS WEEDS		92,621	93,173	101,457	225,531
INDIGENT FUND					
	SALARIES	53,438	35,884	39,015	40,940
	EXPENSES	<u>138,095</u>	<u>169,217</u>	<u>207,700</u>	<u>133,050</u>
TOTAL INDIGENT		191,533	205,101	246,715	173,990
SOLID WASTE FUND					
	SALARIES	202,784	208,550	225,332	233,289
	EXPENSES	<u>450,891</u>	<u>652,390</u>	<u>555,590</u>	<u>485,424</u>
TOTAL SOLID WASTE		653,675	860,940	780,922	718,713
TORT FUND					
	EXPENSES	<u>159,716</u>	<u>243,313</u>	<u>393,250</u>	<u>738,530</u>
TOTAL TORT FUND			243,313		

		159,716		393,250	738,530
JUNIOR COLLEGE FUND					
TOTAL JUNIOR COLLEGE	EXPENSES	2,450	2,173	15,423	17,027
ROAD FUND					
	SALARIES	776,500	798,847	808,724	839,997
	EXPENSES	<u>1,442,920</u>	<u>1,693,343</u>	<u>1,441,015</u>	<u>1,684,978</u>
TOTAL ROAD FUND		2,219,420	2,492,190	2,249,739	2,524,975
SHERIFF'S VESSEL FUND					
	SALARIES	35,310	32,686	33,605	43,562
	EXPENSES	<u>20,808</u>	<u>17,287</u>	<u>24,737</u>	<u>29,782</u>
TOTAL SHERIFF'S VESSEL		56,118	49,973	58,342	73,344
SHERIFF'S RESERVE FUND					
	SALARIES	4,596	5,027	2,992	2,992
	EXPENSES	-	<u>1,177</u>	<u>4,064</u>	<u>4,337</u>
TOTAL SHERIFF'S RESERVES		4,596	6,204	7,056	7,329
SNOWMOBILE IC8-A FUND					
	SALARIES	9,070	11,289	9,214	10,840
	EXPENSES	<u>27,445</u>	<u>14,471</u>	<u>11,298</u>	<u>12,764</u>
TOTAL SNOWMOBILE IC8-A		36,515	25,760	20,512	23,604
SNOWMOBILE GV8-B FUND					
	SALARIES	5,659	5,161	8,433	5,600
	EXPENSES	<u>8,927</u>	<u>8,955</u>	<u>7,050</u>	<u>8,073</u>
TOTAL SNOWMOBILE GV8-B		14,586	14,116	15,483	13,673
911 EMER. COMM. FUND					
TOTAL 911 EMER. COMM	EXPENSES	18,680	78,599	150,000	300,000
LID IMPROVEMENT FUND					
TOTAL LID	EXPENSES	-	0	-	-

TOTAL ALL FUNDS **7,423,528** **7,850,231** **8,355,385** **9,352,744**

EBC AMBULANCE					
TOTAL EBC AMBULANCE	EXPENSES	137,836	347,363	189,079	157,281

BOISE COUNTY ESTIMATED REVENUE FY 2011					
COUNTY FUNDS	2011 FISCAL BUDGET	UNENCUM FUND BALANCE	OTHER REVENUE	AG EQUIP TAX REPLACEMENT	2010 PROPERTY TAX NEEDED
CURRENT EXPENSE*	2,087,824	596,738	467,325	2,528	1,021,230
ROAD AND BRIDGE	2,524,975	174,798	2,350,177		
JUSTICE FUND	1,636,363	258,157	210,821		1,167,380
DISTRICT COURT	531,281	32,500	226,786		271,990
INDIGENT	173,990	43,990	30,000		100,000
JUNIOR COLLEGE	17,027		17,027		
REVALUATION	280,560				280,560
SOLID WASTE	718,713	30,713	688,000		
TORT	738,530	500,000			238,530
NOX. WEEDS	225,531	15,676	209,855		
911 EMERG COMM	\$ 300,000	50,211	249,789		
IC8A SNOWMOBILE	23,604	2,839	20,765		
GV8B SNOWMOBILE	13,673	793	12,880		
SHERIFF RESERVES	7,329		7,329		
SHERIFF VESSEL	73,334	3,230	70,104		
NON EXEMPT TOTALS	\$ 9,352,734.00	1,709,645	4,560,858	2,528	3,079,700
EXEMPT					
TOTALS	\$ 9,352,734	1,709,645	4,560,858	2,528	3,079,700
East Boise County Ambul	157,281	5,033	71,957	-	80,290
Grand Total	\$ 9,510,015	1,714,678	4,632,815	2,528	3,159,994

Published in the Idaho World August 25 & September 1, 2010